

Lesson 5: More Practice With Adding Multiples of 10

Activities


Activity 1: More Adding Multiples of 10


Your child will complete the "Adding Multiples of 10" sheet by cutting out the numbers at the bottom of the second sheet and gluing them into the correct boxes. Allow him to use base-10 blocks or the abacus to figure out where to put the numbers. Once he's completed the sheet, check his work and help him correct any mistakes.


"Adding Multiples of 10" Answer Key



$$5 + 60 = 65$$



$$5 + 50 = 55$$



$$21 + 40 = 61$$



$$50 + 17 = 67$$



$$15 + 30 = 45$$


$$20 + 32 = 52$$


$$18 + 20 = 38$$

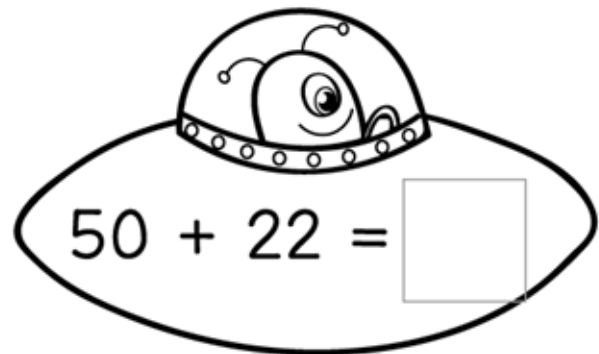
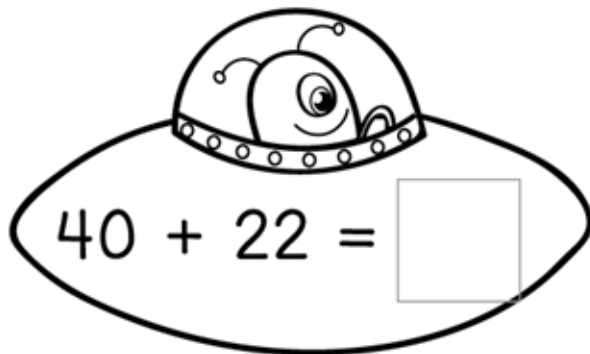
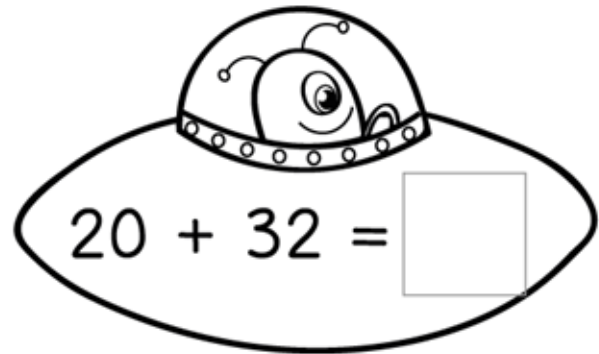
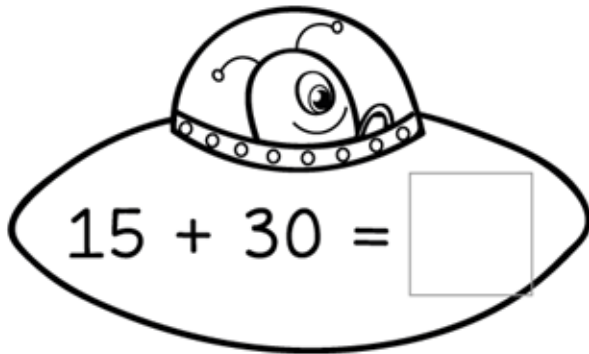
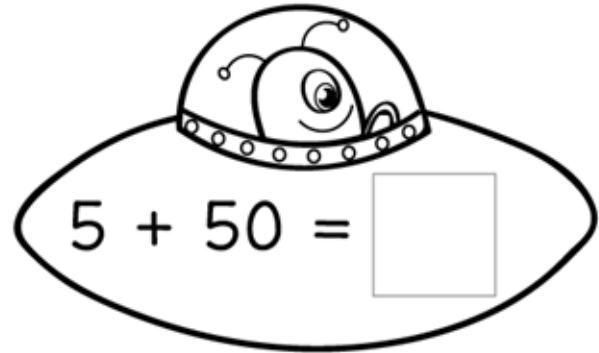
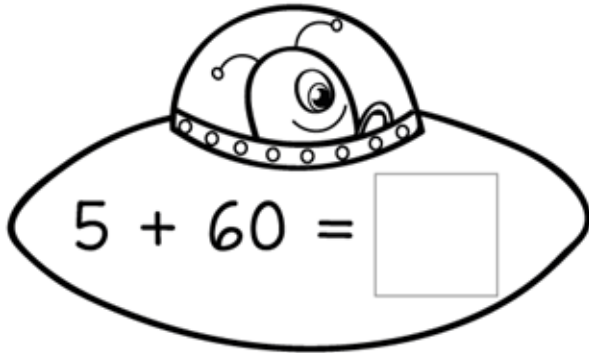

$$30 + 7 = 37$$

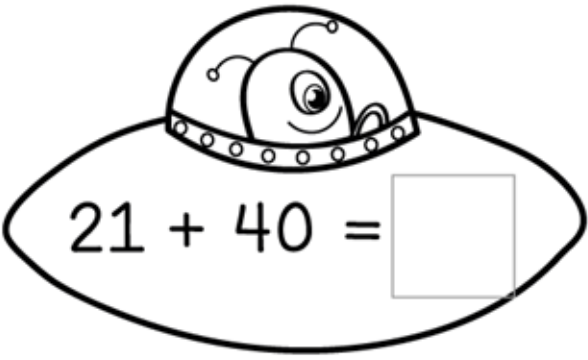

$$40 + 22 = 62$$


$$50 + 22 = 72$$

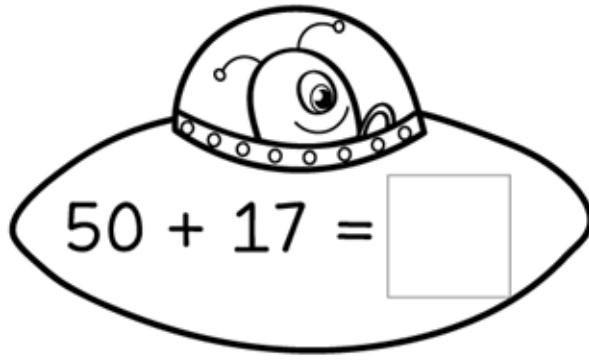
Adding Multiples of 10

Instructions: Cut out the boxes at the bottom of the second page and glue them into the correct boxes to complete the number sentences.

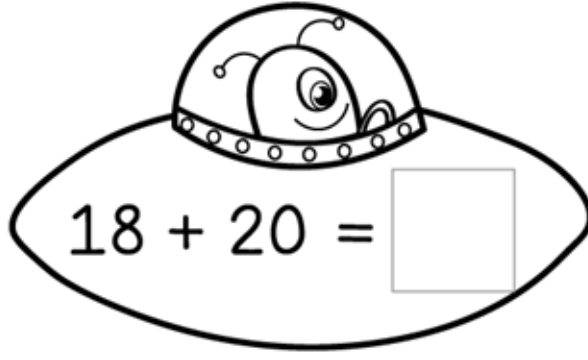




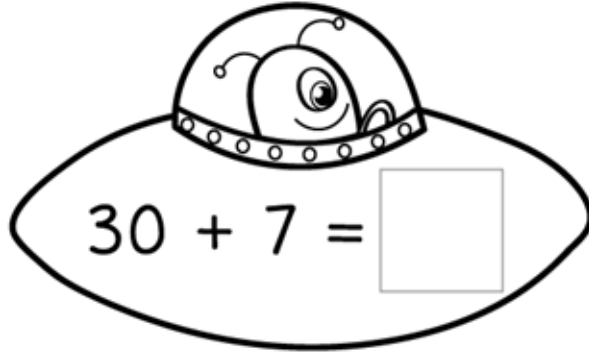
$21 + 40 = \square$



$50 + 17 = \square$



$18 + 20 = \square$



$30 + 7 = \square$

62
38
72
55
37
52
61
45
67
65

