





Types of Plants

Directions: Label the habitats in the pictures on the top line in each box. Then draw the correct plant in each smaller box and label each one as either flowering or non-flowering and herbaceous or woody.

 <p>_____</p> <div style="border: 1px solid black; width: 150px; height: 100px; margin: 10px auto;"></div> <p>_____</p>	 <p>_____</p> <div style="border: 1px solid black; width: 150px; height: 100px; margin: 10px auto;"></div> <p>_____</p>
 <p>_____</p> <div style="border: 1px solid black; width: 150px; height: 100px; margin: 10px auto;"></div> <p>_____</p>	 <p>_____</p> <div style="border: 1px solid black; width: 150px; height: 100px; margin: 10px auto;"></div> <p>_____</p>



milkweed



joshua tree



bromeliad



fir tree

Types of Plants

Directions: Draw and label the habitats for each plant below. Decide whether each plant is woody or herbaceous and flowering or non-flowering and label them on the lines provided.





