

## Lesson 3: Life Cycle of Animals (2 Days)

### Activities

#### Activity 1: Stages of Life

On the pages called "Stages of Life," your child will cut out the animals and plants, place the stages of each life cycle in order on a wheel, and label each stage. If he is not familiar with one of the animals, let him read about the life cycle of the animal online (a couple of links are provided). The word box provides the labels for each stage of each animal. Select the option you would like your child to complete.

#### Salmon Parents Are Amazing!

[www.movingbeyondthepage.com/link/9467/](http://www.movingbeyondthepage.com/link/9467/)

This video describes salmons' life cycle.

#### The Life Cycle of a Grasshopper

[www.movingbeyondthepage.com/link/9468/](http://www.movingbeyondthepage.com/link/9468/)

Scroll down to the heading "Life Cycle of a Grasshopper."

#### Option 1

For this option, a separate word box is provided for each animal.


#### Option 2 (Advanced)

This option is more challenging because all the labels are combined into one word box. There may be some words used more than once, such as "adult."

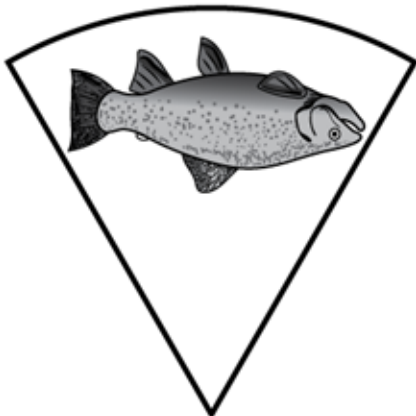
# Stages of **LIFE**

Directions: Cut out the animals and plants, place the stages of each life cycle in order on a cycle wheel, and label each stage.

The image contains three circular life cycle wheels, each divided into segments for labeling. The top wheel is labeled 'SALMON' and has three small fish icons nearby. The middle wheel is labeled 'PERSON' and has a hand icon nearby. The bottom wheel is labeled 'GRASSHOPPER' and has a grasshopper icon nearby.



### Word Boxes:



**Person**  
toddler  
adult  
child  
baby  
teenager

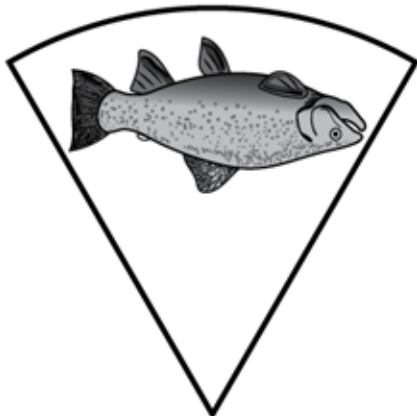

**Grasshopper**  
adult  
egg  
nymph

**Salmon**  
fry  
adult  
egg  
alevin  
smolt  
parr

# Stages of **LIFE**

Directions: Cut out the animals and plants, place the stages of each life cycle in order on a cycle wheel, and label each stage.

The image contains three circular life cycle wheels. The top wheel is labeled 'SALMON' and is divided into six equal segments. To its right are three small circles representing bubbles. The middle wheel is labeled 'PERSON' and is divided into five equal segments. To its right is a simple line drawing of a hand. The bottom wheel is labeled 'GRASSHOPPER' and is divided into three equal segments. To its right is a simple line drawing of a grasshopper.



**Word Box:**

toddler	child	teenager
nymph	egg	baby
adult	fry	alevin
smolt	parr	