

### Activity 3: Charting the Course

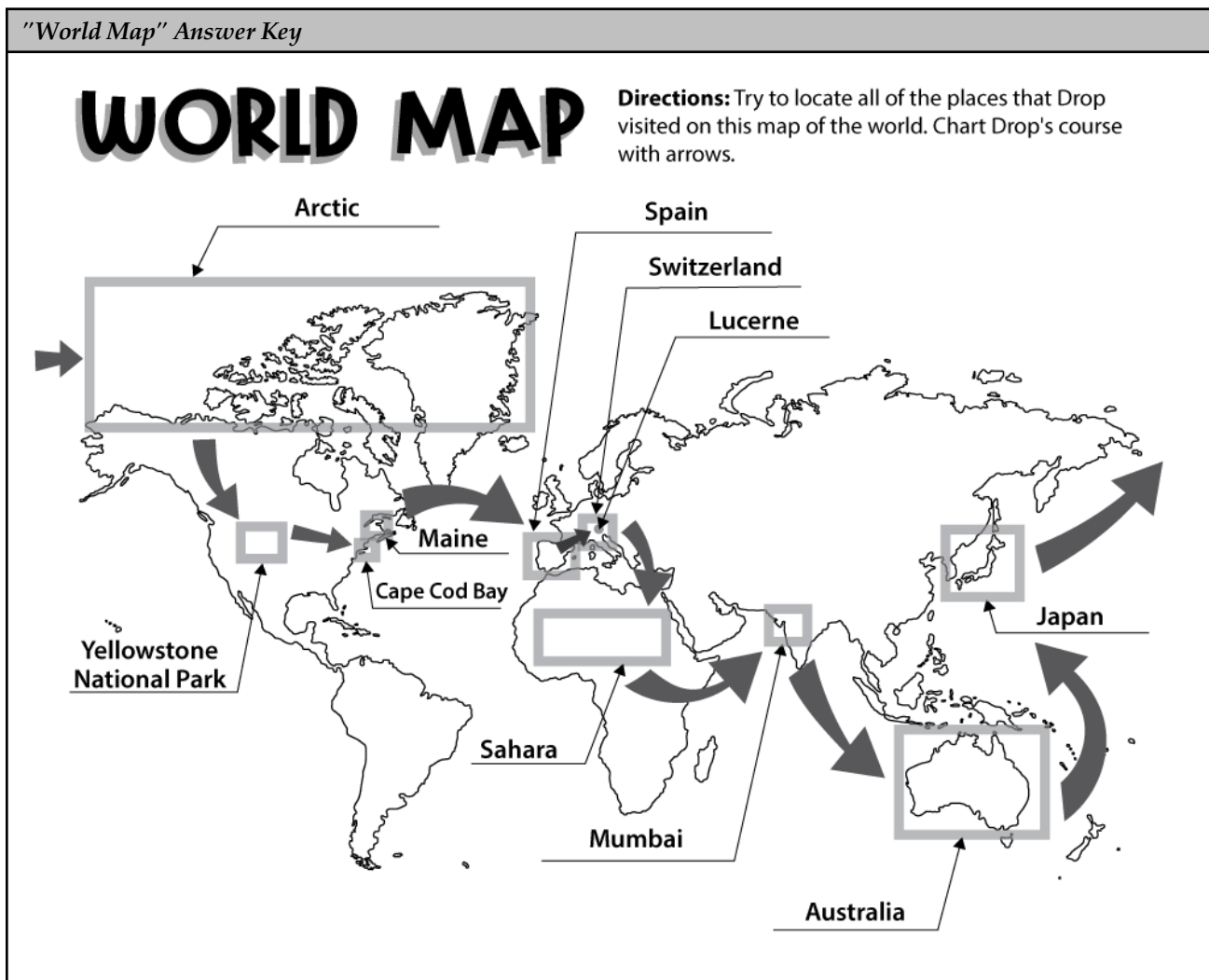
As you reread the book, your child can record the places Drop visited on the page, "Charting the Course." He will put the places in order in the boxes and draw the symbol to represent the state of matter that Drop was in during the water cycle in that particular location. If Drop is a liquid (rain), he will draw a drop; if a solid (frozen as snow or ice), a snowflake; if gas (water vapor), a squiggly line; if in a cloud, then a cloud.

Answers: Maine (cloud); Spain (liquid, gas); Switzerland (gas, solid, liquid); Lucerne (liquid, gas); Sahara (cloud); Mumbai (cloud, liquid); Australia (liquid, vapor); Japan (gas, cloud, liquid); Arctic (cloud, solid, liquid, gas); Yellowstone (liquid, gas); Cape Cod Bay (liquid).

Note: You may want to discuss that water in a cloud could be frozen or water vapor. For the purpose of this lesson, the child will draw a cloud when Drop is in one.

### Activity 4: World Map

Now that your child has recorded Drop's course, encourage him to locate each place on a world map. Then let him chart the course of Drop with arrows on the "World Map" page. This will help him to visualize the geographical path that Drop followed on his journey. The map is not detailed, so a relative location is fine. You may want to point out to your child that this map shows the Arctic area of the northern hemisphere (where Drop visits) but does not show Antarctica, which is in the south.







# Charting the Course

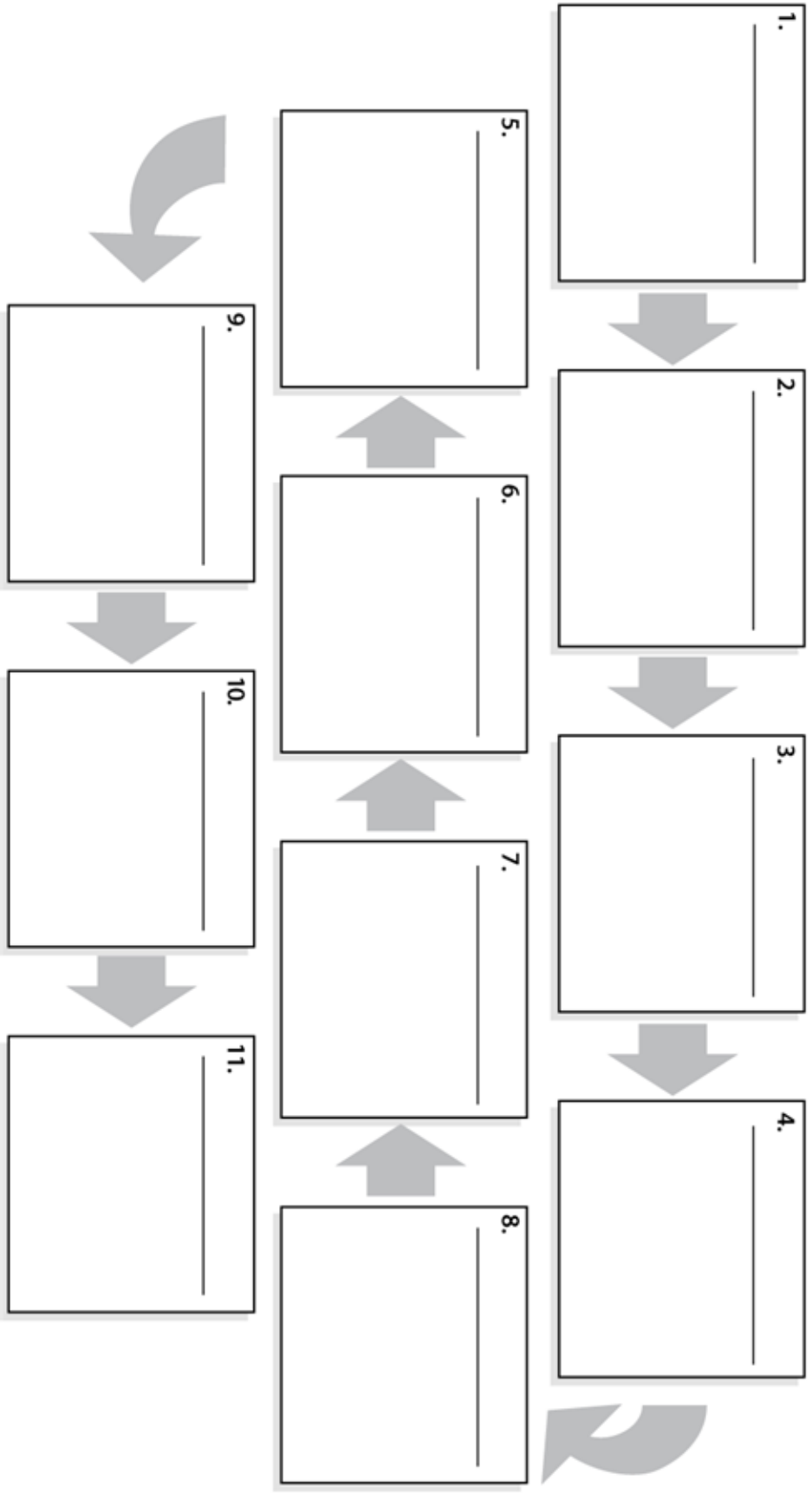
**Directions:** Read the story and label the boxes with the places Drop visits. In each box, draw the state of matter (solid, liquid, gas, or in a cloud) that Drop was in during his visit to the place. More than one state of matter might be drawn in each place.

**Places:**

- Cape Cod Bay      the Sahara
- Yellowstone      Australia
- the Arctic      Spain
- Switzerland
- Maine
- Japan
- Lucerne
- Mumbai

**States of Matter:**

- solid 
- liquid 
- gas 
- cloud 



# WORLD MAP

**Directions:** Try to locate all of the places that Drop visited on this map of the world. Chart Drop's course with arrows.

